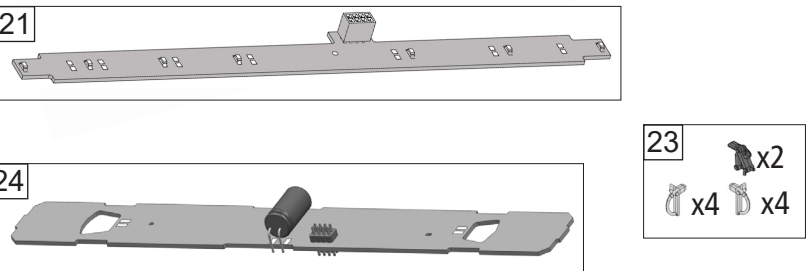
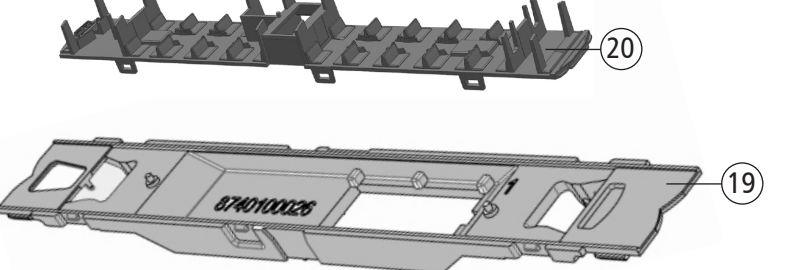
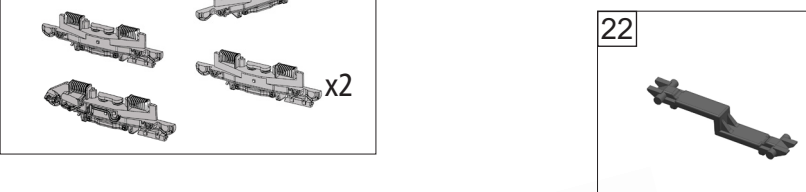
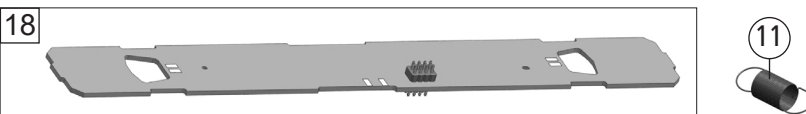
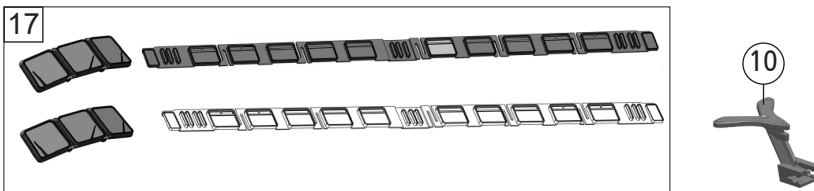
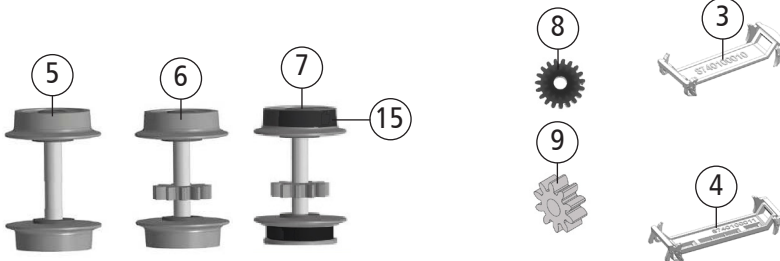
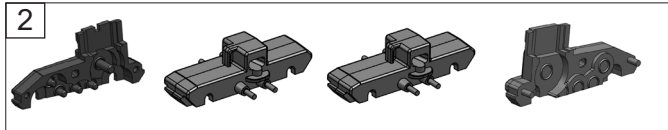


Pos. Nr. Pos.no.	Beschreibung Description	Art.-Nr. Art.no.	Preisgruppe Price bracket
740103	DB ETA 150	=	N
740173		=	N
1	Gehäuse MW kpl. Betr. Nr. 150 652 Body ass. compl. Loco no. 150 652	10740103	37
2	TS - Kinematikplatte Part set - Kinematics plate	145515	6
3	TS - Fenster MW Part set - Windows	15740103	26
4	TS - Lichtleiter + Nägel Part set - Light conductor + nails	145517	6
5	Schneckensatz Worm gear set	145519	13
6	Motor m. Schwungm. + Litzen Motor w. flywheel + wires	145520	19
7	Platine MW PCB	65740103	19
8	Brückenstecker NEXT18 Jumper	66710800	18
9	Schneckendeckel Worm gear cover	145522	6
10	Kardanwelle Cardan shaft	145523	3
11	Bodenplatte MW Floor	145524	13
12	Inneneinrichtung MW Interior fittings	145525	7
13	TS - Gehäuse Part set - Body	145527	7
14	Puffer rechts Buffer right	145542	3
15	Puffer links Buffer left	145543	3
16	Platine Innenbeleuchtung MW PCB interior lights	145531	16
17	Achse Axle	145529	4
18	Beilagscheibe Washer	112394	4
19	Kardanschale Cardan reception	145585	3
20	Achslager Axle bearing	145530	6
21	Kardanschale Motor MW+SW Cardan reception	56740103	3
<b>Sound</b>			
22	Lautsprecher Loudspeaker	129524	13
23	Sounddecoder MS590 Sound decoder	68159018	39
24	Platine MW Sound PCB for sound	657401731	20
25	Funktionsdecoder Decoder	68740173	24

Änderungen in Konstruktion und Ausführung vorbehalten  
We reserve the right to change the construction and specification



Pos. Nr. Pos.no.	Beschreibung Description	Art.-Nr. Art.no.	Preisgruppe Price bracket
740103	DB ETA 150	=	N
740173		=	N
1	Gehäuse SW kpl. Betr. Nr. 150 208 Body ass. compl. Loco no. 150 208	10740173	36
2	Getriebe 3tlg. Gear set	145509	12
3	Drehgestellboden 1 Bogie bottom 1	145510	5
4	Drehgestellboden 2 Bogie bottom 2	145514	5
5	Radsatz o. Zahnrad o. Haftring Wheelset w/o gearwheel w/o tract. tyre	145511	10
6	Radsatz m. Zahnrad o. Haftring Wheelset w. gearwheel w/o tract. tyre	145512	11
7	Radsatz m. Zahnrad m. 2 Haftringe Wheelset w. gearwheel w. 2 tract. tyres	145513	12
8	Schneckenrad Z=14 Wormgear wheel	86400	4
9	Zahnrad Z=10 Gearwheel	56717800	3
10	Kupplungsdeichsel Coupling reception	145518	6
11	Zugfeder Draw spring	109832	3
12	Decoderdeckel Decoder cover	145526	8
13	TS - Lokkupplung Part set - Coupling	145528	4
14	SK-Schraube M1,6x3 mm SK-Screw	125023	3
15	Haftreifen D=5,5 B=1,3 mm Traction tyre	00547001	1
16	TS - DG-Blende + Kontakt MW+SW Part set - Bogie frame + contact	145508	18
17	TS - Fenster SW Part set - Windows	15740173	26
18	Platine SW PCB	65740173	17
19	Bodenpl. SW Floor	145535	7
20	Inneneinrichtung SW Interior fittings	145536	7
21	Platine Innenbeleuchtung SW PCB interior light	145537	15
22	Zurüstbeutel Bag of accessories	145544	5
23	Zurüstbeutel Bag of accessories	144994	14
<b>Sound</b>			
24	Platine SW Sound PCB for sound	657401732	18

Ersatzteile erhalten Sie direkt unter [www.fleischmann.de](http://www.fleischmann.de), bei Ihrem Fachhändler.  
Spare parts can be ordered directly at [www.fleischmann.de](http://www.fleischmann.de) and from your local dealer.